



ENERG


енергия · ενεργεια

Y IJA
IE IA



I Vaillant

II VWL 62/3 S



A+



A

Two icons showing sound power levels. The top icon shows a speaker inside a house with the value 46 dB. The bottom icon shows a speaker outside a house with the value 45 dB.



A legend for power output levels, consisting of three colored squares with corresponding values: a dark blue square for 6 kW, a medium blue square for 5 kW, and a light blue square for 8 kW.

2015

811/2013

0020207350_00



ENERG

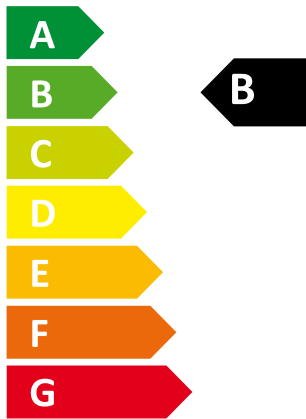

енергия · ενεργεια

Y IJA
IE IA



I Vaillant

II VWL 82/3 S



Two icons showing sound power levels. The top icon shows a speaker inside a house with the text '48 dB'. The bottom icon shows a speaker outside a house with the text '51 dB'.



A legend for power consumption levels, shown as a map of Europe with different shades of blue. The legend includes three categories: 8 kW (dark blue), 7 kW (medium blue), and 11 kW (light blue).

2015

811/2013

0020207352_00



ENERG


енергия · ενεργεια

Y IJA
IE IA

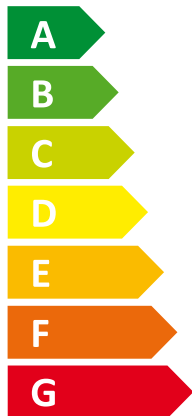


I Vaillant

II VWL 102/3 S



A⁺



B

Two icons showing sound power levels. The top icon shows a house with a speaker and the text "50 dB". The bottom icon shows a house with a speaker and the text "53 dB".



A legend for power consumption in kW, shown as a rounded rectangle with three colored squares: dark blue for 10 kW, medium blue for 8 kW, and light blue for 13 kW.