



ENERG


енергия · ενεργεια

Y IJA
IE IA

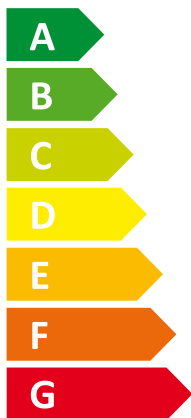


I Vaillant

II VWS 63/3



A⁺⁺



A

Two icons showing sound power levels. The top icon shows a house with a speaker and the text "46 dB". The bottom icon shows a house with a speaker and the text "0 dB".



A legend for power consumption in kW, shown as a map of Europe with different regions highlighted in shades of blue. The legend includes three categories: 9 kW (dark blue), 7 kW (medium blue), and 8 kW (light blue).



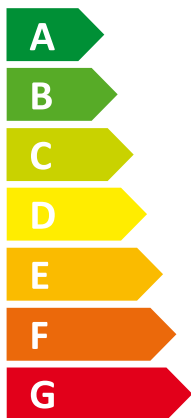

ENERG

енергия · ενεργεια



I Vaillant

II VWS 83/3



Two icons showing sound power level. The top icon shows a house with sound waves and the value 48 dB. The bottom icon shows a house with sound waves and the value 0 dB.



A legend for power consumption in kW, shown as blue squares of varying shades. The values are 11 kW (darkest blue), 9 kW (medium blue), and 10 kW (lightest blue).



ENERG


енергия · ενεργεια

Y IJA
IE IA

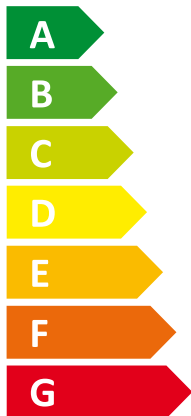


I Vaillant

II VWS 103/3



A⁺⁺



B

Two icons showing sound power levels. The top icon shows a house with a speaker and the text "50 dB". The bottom icon shows a house with a speaker and the text "0 dB".



A legend for power consumption in kW, shown as a rounded rectangle with three colored squares and corresponding text: a dark blue square for "15 kW", a medium blue square for "12 kW", and a light blue square for "13 kW".